

iSEVEN FLEX RM7



RM7- 42-80/80

> **Flex RM7** racks have been designed for users whose access path constraints do not allow for installation of the iSEVEN rack series (R17) with a welded design. iSEVEN Flex racks are delivered unassembled for easy transportation to the installation site, where they can be assembled quickly and easily.



MAIN ADVANTAGES

- > Universal rack for standard daily use
- > Unassembled version for transport to inaccessible spaces

COLOR SAMPLER:  RAL 9005

 RAL 7035

DESCRIPTION:

Sizes

- Height: 21, 27, 42, 45U
- Width: 600 and 800 mm
- Depth: 800 and 1000 mm

Construction

- Robust frame design, joined by 32 M6×12 screws
- Delivered unassembled; assembly at installation site
- Quick and easy assembly
- 1.5 & 2 mm sheet steel

Load rating

- 800 kg

19" Vertical extrusions

- 2 pairs of sliding 19" extrusions, adjustable from inside

IP rating

- Standard IP30

Colors

- Standard RAL 7035 and 9005

Front door

- Security glass door with swivel handle lock – DIN profile, universal key 333
- Optional: sheet steel door, perforated door or vented door – perforation rate 86%
- Easy re-hanging to open on right or left
- Door opening angle 180°

Rear panel

- Removable, with knock-out cable entry and lock
- Optional: sheet steel door, perforated door or vented door – perforation rate 86%

Side panels

- Removable, with locks

Knock-out openings – cable entry

- Universal size 300×100 mm – rear side of top and bottom plate and rear panel

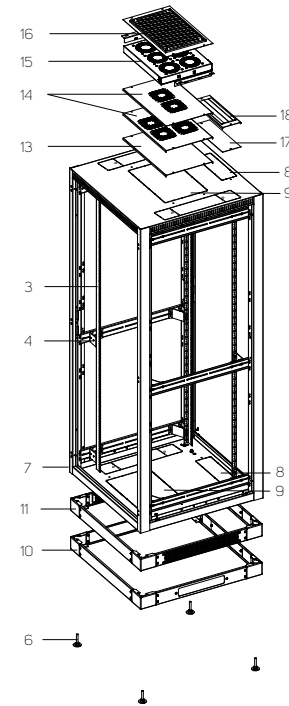
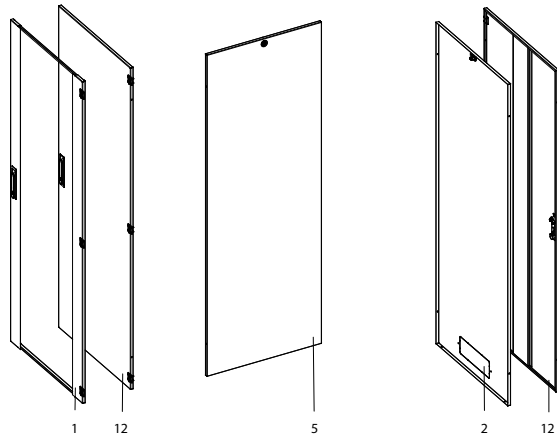
- Universal openings can be covered with blank panels (ordered separately)
- Extended size 500×115 mm – both sides of top and bottom plate. Consists of three parts – 300×115 mm and 2× – 100×115 mm, each of which can be opened individually.
- Extended opening can be covered with blank panel or standard cable brush – middle opening. Opening can be protected by rubber edge piece (DP-KP-LEM-6) or brushes (DP-KP-KAR-6).

Knock-out openings – ventilation unit installation

- Standard size 480×280 mm (1000 mm deep – 480×440 mm)
- Available in top and bottom plate
- Can be covered with blank panels (ordered separately)

Adjustable Feet

iSEVEN FLEX RM7 RACKS



STANDARD CONFIGURATION		OPTIONS	
1	Front glass door with swivel handle lock	10	Plinth
2	Rear sheet steel panel with knock-out opening for cable entry and lock	11	Plinth with filter
3	4 pcs of 19" vertical extrusions	12	Sheet steel door
4	Holders for vertical extrusions	14	Blank panels for ventilation unit openings
5	1 pair of side sheet steel panels with lock	15	Ventilation unit
6	Adjustable feet	16	Connecting kit with filter for ventilation unit
7	Rack frame	17	Blank panel for cable entry openings
8	Top and bottom knock-out openings for cable entry	18	Dust-proof panel with brush for cable entry openings
9	Top and bottom knock-out openings for ventilation unit		
-	GND/earthing kit		
-	28 mounting kits		

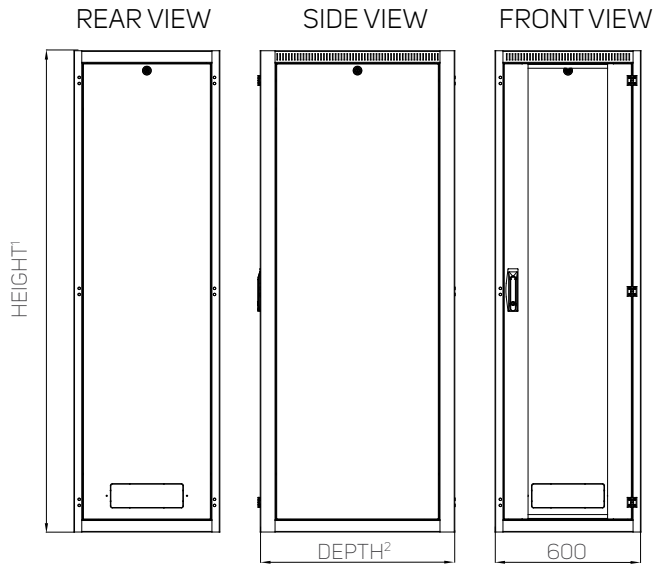
iSEVEN FLEX RM7 RACK – TECHNICAL DATA AND DIMENSIONS

Code - Standard configuration ¹	H (in U)	Rack dimensions (mm)				Package dimensions (mm)				
		H*	W	D	Useful depth	Package 1 RM7-CO-xx/yy ²	Package 2 RM7-TB-yy/zz ²	Package 3 RM7-DO-xx/yy ²	Package 4 RM7-SP-xx/zz ²	Package 5 RM7-HVE-yy/zz ²
RM7-21-60/60-X	21	1044	600	600	590	105×140×1165	630×620×135	550×70×955	520×990×85	-
RM7-27-60/60-X	27	1311	600	600	590	105×140×1430	630×620×135	550×70×1255	520×1255×85	-
RM7-42-60/60-X	42	1978	600	600	590	105×140×2100	630×620×135	550×70×1890	520×1920×85	185×75×100
RM7-45-60/60-X	45	2111	600	600	590	105×140×2230	630×620×135	550×70×2020	520×2055×85	185×75×100
RM7-21-60/80-X	21	1044	600	800	790	105×140×1165	630×820×135	550×70×955	720×990×85	-
RM7-27-60/80-X	27	1311	600	800	790	105×140×1430	630×820×135	550×70×1255	720×1255×85	-
RM7-42-60/80-X	42	1978	600	800	590	105×140×2100	630×820×135	550×70×1890	720×1920×85	185×75×100
RM7-45-60/80-X	45	2111	600	800	790	105×140×2230	630×820×135	550×70×2020	720×2055×85	185×75×100
RM7-27-60/100-X	27	1311	600	1000	990	105×140×1430	630×1020×135	550×70×1255	920×1255×85	-
RM7-42-60/100-X	42	1978	600	1000	990	105×140×2100	630×1020×135	550×70×1890	920×1920×85	185×75×100
RM7-45-60/100-X	45	2111	600	1000	990	105×140×2230	630×1020×135	550×70×2020	920×2055×85	185×75×100
RM7-27-80/80-X	27	1311	800	800	790	105×140×1430	1005×820×135	750×70×1255	720×1255×85	-
RM7-42-80/80-X	42	1978	800	800	790	105×140×2100	1005×820×135	750×70×1890	720×1920×85	185×75×100
RM7-45-80/80-X	45	2111	800	800	790	105×140×2230	1005×820×135	750×70×2020	720×2055×85	185×75×100
RM7-27-80/100-X	27	1311	800	1000	990	105×140×1430	1005×1020×135	750×70×1255	720×1255×85	-
RM7-42-80/100-X	42	1978	800	1000	990	105×140×2100	1005×1020×135	750×70×1890	920×1920×85	185×75×100
RM7-45-80/100-X	45	2111	800	1000	990	105×140×2230	1005×1020×135	750×70×2020	920×2055×85	185×75×100

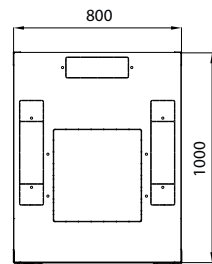
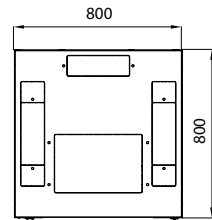
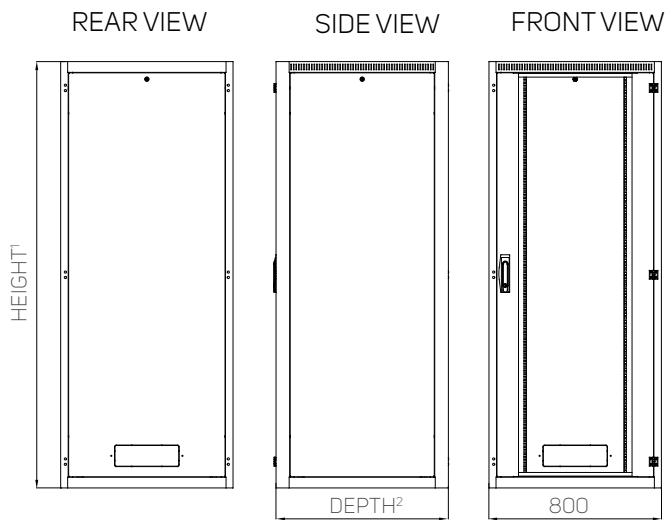
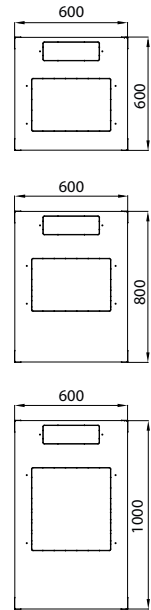
* Height in mm without feet; for feet add 16–45 mm

¹ Substitute X with desired color: B – 7035 (light gray), H – 9005 (black)

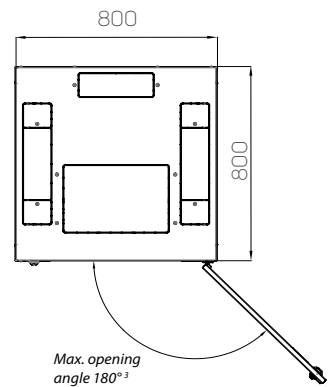
² xx – Rack height; yy – Rack width; zz – Rack depth



TOP VIEW



EXAMPLE – OPENED DOOR



- ¹ Available heights:
 - for width 600 mm: 21U/1044 mm, 27U/1311 mm, 42U/1978 mm, 45U/2111 mm
 - for width 800 mm: 27U/1311 mm, 42U/1978 mm, 45U/2111 mm
- ² Available depths:
 - for width 600 mm: 600, 800, 1000 mm
 - for width 800 mm: 800, 1000 mm
- ³ When rear doors applied (rear panel standard) max. angle is 180°

Ventilation unit openings

420×280 mm (depth 1000 mm – 420×440 mm)

Cable entries

300×100 mm 1× on top and bottom – rear
 500×115 mm 2× on top and bottom – side (for 800 mm width)

Note: All dimensions in mm

ORDERING AND SHIPPING INFORMATION: Configure the rack that meets your requirements. You can choose a standard or modified configuration for your iSEVEN Flex RM7 rack. The ordering matrix below will help you create a Code. As soon as you have the Code, please contact your Conteg products distributor. Please note that all iSEVEN Flex RM7 RACKS ARE DELIVERED UNASSEMBLED in 3–5 carton boxes!

iSEVEN FLEX RM7 RACK – STANDARD CONFIGURATION ORDERING TABLE

Code - Standard configuration ¹	Column code	Top and bottom plate codes	Door code	Side panel code	Holder code
RM7-21-60/60-X	RM7-CO-21/60-X	RM7-TB-60/60-X	RM7-DO-21/60-X	RM7-SP-21/60-X	-
RM7-27-60/60-X	RM7-CO-27/60-X	RM7-TB-60/60-X	RM7-DO-27/60-X	RM7-SP-27/60-X	-
RM7-42-60/60-X	RM7-CO-42/60-X	RM7-TB-60/60-X	RM7-DO-42/60-X	RM7-SP-42/60-X	RM7-HVE-60/60
RM7-45-60/60-X	RM7-CO-45/60-X	RM7-TB-60/60-X	RM7-DO-45/60-X	RM7-SP-45/60-X	RM7-HVE-60/60
RM7-21-60/80-X	RM7-CO-21/60-X	RM7-TB-60/80-X	RM7-DO-21/60-X	RM7-SP-21/80-X	-
RM7-27-60/80-X	RM7-CO-27/60-X	RM7-TB-60/80-X	RM7-DO-27/60-X	RM7-SP-27/80-X	-
RM7-42-60/80-X	RM7-CO-42/60-X	RM7-TB-60/80-X	RM7-DO-42/60-X	RM7-SP-42/80-X	RM7-HVE-60/80
RM7-45-60/80-X	RM7-CO-45/60-X	RM7-TB-60/80-X	RM7-DO-45/60-X	RM7-SP-45/80-X	RM7-HVE-60/80
RM7-27-60/100-X	RM7-CO-27/60-X	RM7-TB-60/100-X	RM7-DO-27/60-X	RM7-SP-27/100-X	-
RM7-42-60/100-X	RM7-CO-42/60-X	RM7-TB-60/100-X	RM7-DO-42/60-X	RM7-SP-42/100-X	RM7-HVE-60/100
RM7-45-60/100-X	RM7-CO-45/60-X	RM7-TB-60/100-X	RM7-DO-45/60-X	RM7-SP-45/100-X	RM7-HVE-60/100
RM7-27-80/80-X	RM7-CO-27/80-X	RM7-TB-80/80-X	RM7-DO-27/80-X	RM7-SP-27/80-X	-
RM7-42-80/80-X	RM7-CO-42/80-X	RM7-TB-80/80-X	RM7-DO-42/80-X	RM7-SP-42/80-X	RM7-HVE-80/80
RM7-45-80/80-X	RM7-CO-45/80-X	RM7-TB-80/80-X	RM7-DO-45/80-X	RM7-SP-45/80-X	RM7-HVE-80/80
RM7-27-80/100-X	RM7-CO-27/80-X	RM7-TB-80/100-X	RM7-DO-27/80-X	RM7-SP-27/100-X	-
RM7-42-80/100-X	RM7-CO-42/80-X	RM7-TB-80/100-X	RM7-DO-42/80-X	RM7-SP-42/100-X	RM7-HVE-80/100
RM7-45-80/100-X	RM7-CO-45/80-X	RM7-TB-80/100-X	RM7-DO-45/80-X	RM7-SP-45/100-X	RM7-HVE-80/100

¹Substitute X with desired color: B – 7035 (light gray), H – 9005 (black)

iSEVEN FLEX RM7 – ITEM OVERVIEW OF INDIVIDUAL BOXES

Code ¹	Package includes
RM7-CO-xx/yy	4× column and 4× 19" vertical extrusion
RM7-TB-yy/zz	Top and bottom cover plate, 4× bracket for vertical extrusions
RM7-DO-xx/yy	Front door and rear panel (package contents may differ for customized versions)
RM7-SP-xx/zz	2× side panels
RM7-HVE-yy/zz ²	2× bracket for vertical extrusions

¹xx – Rack height; yy – Rack width; zz – Rack depth

²For 42U and 45U racks only, which require 6 brackets for vertical extrusions

Cover (modifications from standard configuration are written in bold script)	Itemized iSEVEN Flex rack Codes				
	Package 1	Package 2	Package 3	Package 4	Package 5
Front glass door, rear sheet steel door , 2 side panels	RM7-CO-xx/yy-X	RM7-TB-yy/zz-X	RM7-DO-xx/yy-GVSV-X	RM7-SP-xx/zz-X	RM7-HVE-yy/zz ¹
Front sheet steel door , rear sheet steel panel, 2 side panels	RM7-CO-xx/yy-X	RM7-TB-yy/zz-X	RM7-DO-xx/yy-SVYU-X	RM7-SP-xx/zz-X	RM7-HVE-yy/zz ¹
Front sheet steel door , rear sheet steel door , 2 side panels	RM7-CO-xx/yy-X	RM7-TB-yy/zz-X	RM7-DO-xx/yy-SVSV-X	RM7-SP-xx/zz-X	RM7-HVE-yy/zz ¹
Front glass door, rear sheet steel panel, without side panels	RM7-CO-xx/yy-X	RM7-TB-yy/zz-X	RM7-DO-xx/yy-X	-	RM7-HVE-yy/zz ¹
Front glass door, rear sheet steel door , without side panels	RM7-CO-xx/yy-X	RM7-TB-yy/zz-X	RM7-DO-xx/yy-GVSV-X	-	RM7-HVE-yy/zz ¹
Front sheet steel door , rear sheet steel panel, without side panels	RM7-CO-xx/yy-X	RM7-TB-yy/zz-X	RM7-DO-xx/yy-SVYU-X	-	RM7-HVE-yy/zz ¹
Front sheet steel door , rear sheet steel door , without side panels	RM7-CO-xx/yy-X	RM7-TB-yy/zz-X	RM7-DO-xx/yy-SVSV-X	-	RM7-HVE-yy/zz ¹

¹Package 5 (RM7-HVE-yy/zz) is available for iSEVEN Flex racks 42 and 45U high only. Do not choose this package for racks 21U and 27U in height.

Configure IT rack on-line www.conteg.com/configurators

www.conteg.com



CONTEG, spol. s r.o.

Headquarters:

Na Vítěznej pláni 1719/4
140 00 Prague 4
Czech Republic
Tel.: +420 261 219 182
conteg@conteg.com
www.conteg.com

Production plant:

K Silu 2179
393 01 Pelhřimov
Czech Republic
Tel.: +420 565 300 300

Local Branches/Offices:

Austria/Germany/Switzerland:	+420 261 219 182
Benelux:	+31 76 5420 709
Southeastern Europe:	+49 172 8484 346
Finland:	+358 50 414 1257
France/Italy/Maghreb:	+33 1 60 04 55 90
Middle East:	+971 55 508 3241
Russia/CIS:	+7 495 967 3840
Saudi Arabia:	+966 54 000 2341

CONTEG